
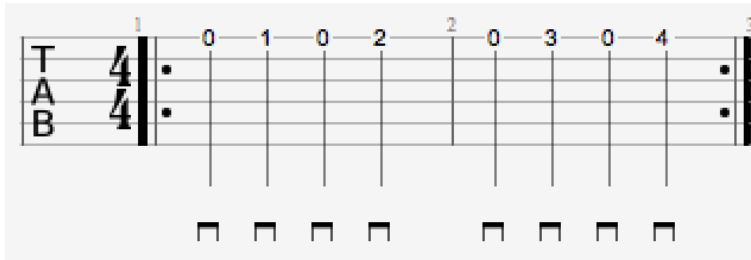


Exercices plectre (vers le bas)

Le Symbole suivant  correspond à un coup de plectre vers le bas.


Exercice 1 (sur une corde)

a)




Exercise 1a is a TAB notation for a 4/4 time signature. It consists of two staves: the top staff is labeled 'T' and the bottom 'B'. The notation shows a sequence of notes on a single string: 0, 1, 0, 2, 0, 3, 0, 4. Above the notes are fingerings: 1 above the first 0, 2 above the first 2, and 3 above the first 4. Below the staves are eight downstroke symbols, one for each note.

b)




Exercise 1b is a TAB notation for a 4/4 time signature. It consists of two staves: the top staff is labeled 'T' and the bottom 'B'. The notation shows a sequence of notes on a single string: 1, 2, 3, 4, 2, 4, 3, 2, 1. Above the notes are fingerings: 1 above the first 1, 2 above the first 2, 3 above the first 3, 4 above the first 4, 2 above the first 2, 4 above the first 4, 3 above the first 3, 2 above the first 2, and 1 above the first 1. The '1' above the final note is enclosed in a box. Below the staves are nine downstroke symbols, one for each note.

Exercice 2 (changement de corde)



Exercise 2 is a TAB notation for a 4/4 time signature. It consists of two staves: the top staff is labeled 'T' and the bottom 'B'. The notation shows a sequence of notes: 0, 0, 0, 0, 0, 0, 0, 0. Above the notes are fingerings: 1 above the first 0 and 2 above the first 0. Below the staves are eight downstroke symbols, one for each note.

Exercice 3 (l'araignée)



Exercise 3 is a TAB notation for a 4/4 time signature. It consists of two staves: the top staff is labeled 'T' and the bottom 'B'. The notation shows a sequence of notes: 5, 6, 7, 8, 5, 6, 7, 8. Above the notes are fingerings: 1 above the first 5 and 2 above the first 5. Below the staves are eight downstroke symbols, one for each note.